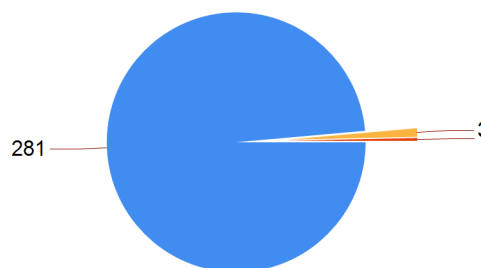


# Year 11 Activity Survey Analysis

## Holly Lodge High School College of Science

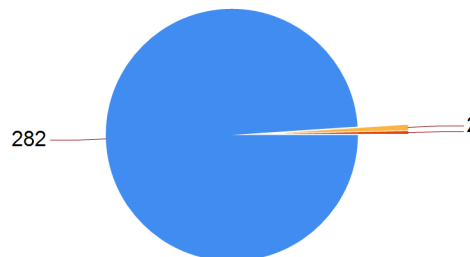
### Meeting the Duty to Participate

	No. of Clients	%
Meeting the Duty to Participate	281	98.6%
Not Participating	3	1.1%
Working Towards	1	0.4%
Total	285	



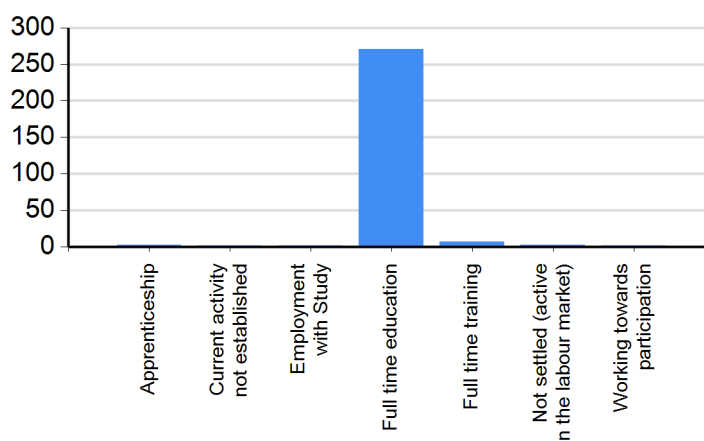
### NEET Outcomes

	No. of Clients	%
EET	282	98.9%
NEET	2	0.7%
Not Known	1	0.4%
Total	285	



### DfE Destination Groups

	No. of Clients	%
Apprenticeship	2	0.7%
Current activity not established	1	0.4%
Employment with Study	1	0.4%
Full time education	271	95.1%
Full time training	7	2.5%
Not settled (active in the labour market)	2	0.7%
Working towards participation	1	0.4%
Total	285	



### List of Destinations

	No. of Clients	%
2.01 School Sixth Form	115	40.4%
2.02 Sixth Form College	15	5.3%
2.03 Further Education	139	48.8%
2.07 Other post 16 education	2	0.7%
3.07 Apprenticeships	2	0.7%
3.08 Full-time Employment with Study	1	0.4%
4.02 Study Programme	6	2.1%
4.05 Other training (private training organisation)	1	0.4%

### Of those remaining in Sixth Form...

	No. of Clients	%
...remains in own sixth form	86	74.8%
...chose to attend a different school	29	25.2%
Total	115	

4.16 Re-engagement	1	0.4%
5.01 Seeking employment - educ or trng only	2	0.7%
Year 11 Leaver Unknown(CCISONLY)	1	0.4%
Total	285	

The above information has been compiled by Prospects Services on behalf of Sandwell MBC. Information required to create this report has been gathered from a number of sources. Prospects Services can accept no responsibility for any interpretation or action based on the information.